

## 6643

Heat Output	▪	10.8kW ave Peak
Efficiency	▪	68% peak [64% ave]
Coverage	▪	up to 120m <sup>2</sup>
Emissions	▪	1.5 grams/kg

Morsø created the 6600 series with the concept of wanting something more than just a functional heating appliance, they wanted a challenging interpretation of style and function, and to set new standards that captivates the viewer with a surprising elegance.

The convector stoves artistic expression sets it apart from the crowd. Its combination of cast-iron, glass and its elliptical shape is complimented by a unique double door maximising the glass area, and providing a 180-degree view of the flames. This is then further enhanced by gold tinted vermiculite bricks decorated with the Morsø squirrel, proving that this is a genuine Morsø product.

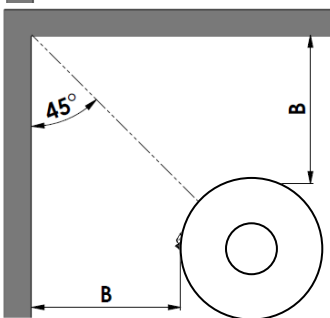
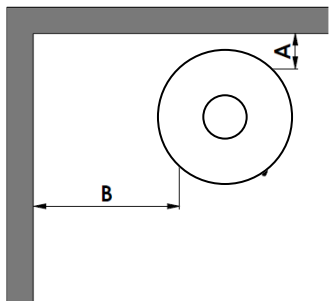
Behind the glass Morsø has an improved air supply, better insulation chamber and have developed a combustion technology that uses preheated air to ensure a higher temperature in the firebox, so that almost all the flue gases are burnt, which results in both more environmentally friendly combustion and better fuel economy.

Danish design has been delighting the world for many years. The architects and designers at Morsø have made Danish design a real talking point. In 1915 Morsø received the honour of being appointed to the Royal Danish Court. This prestigious appointment means that the products produced are held to the highest standards of quality.



### Clearances

	Width	Depth	Thickness
<b>Hearth</b> depth inc 300 in front. Thickness: Equal to 6mm cement sheet	860	955	6



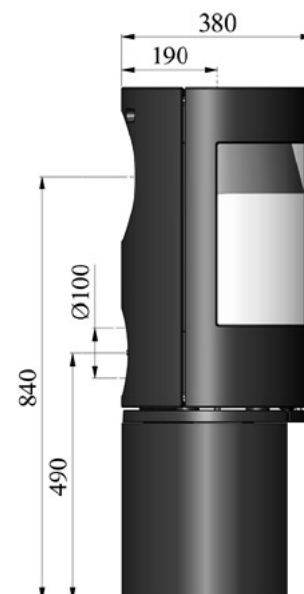
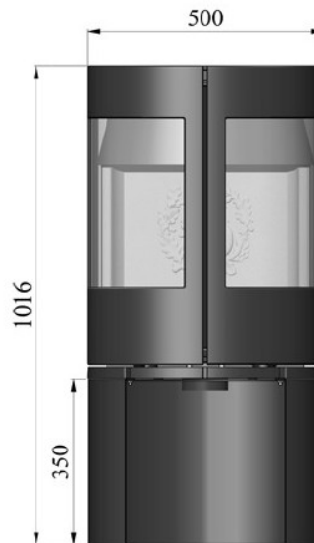
Flue Shield Configuration	Rear [A]	Side [B]	Front	Corner
No shielding	-	-	-	-
Decro Mesh	275	650	300	300

CLEARANCES BASED ON INSTALLATION STANDARD 6" FLUE KIT WITH DECRO MESH

**DECRO MESH**  
900mm length Decorative Mesh, extending from the top of the heater to the drop box

All measurements are in millimetres unless otherwise stated.

### Dimensions



### Features

#### STANDARD FEATURES

- Tertiary air system that draws air up the back of the fire and then injects it to the upper chamber to burn off excess gases
- Cast-iron casting
- Double doors enhanced by gold tinted vermiculite bricks
- Discreet hidden door handles blend in with the design of the stove
- Superior air wash system keeps the glass clean for unparalleled fire viewing
- Convection system that ensures a steady and even flow of hot air throughout the room
- Rugged ash pan made of heavy gauge steel
- Vertical smoke exit through the top with the option to switch to a Horizontal smoke exit through the Rear
- Weight : 123kilos
- Maximum log width : 300mm
- Flue Spigot Size : 152mm [6"]
- Internal Firebox : 440[w] x 230[d] x 332-360[h]
- Viewing Area : 290[w] x 366[h] each
- Burn Time : Up to 2+ hours [burn time can vary depending on type of wood, moisture content, packing density and other factors]
- Warranty : Limited 10 years manufactures

#### OPTIONAL ACCESSORIES

- Morsø Conform Firetool Set [62906121]
- Morsø Ash & Storage Bucket [62905700]
- Morsø Firewood Box with Carrier [62920521]
- Outdoor Air Kit

Information supplied is to assist you in your choice of a suitable fire. It is not intended to be all the information required to install the fire and does not replace the installation manual which provided more detailed information. In the interest of product development Morsø reserves the right to change specifications without prior notice.